

# Bolt & Quarrel Club

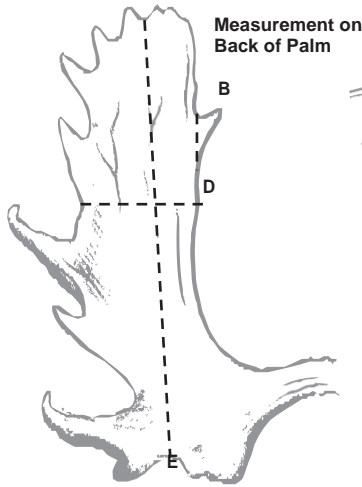
## MOOSE

(CHECK ONE):      **MINIMUM SCORES**

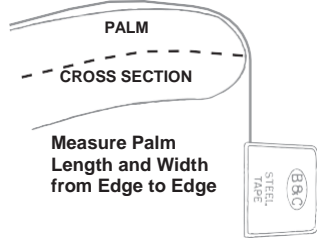
Canada                      135

Alaska-Yukon                170

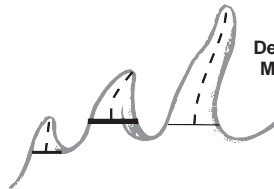
Shiras                         120



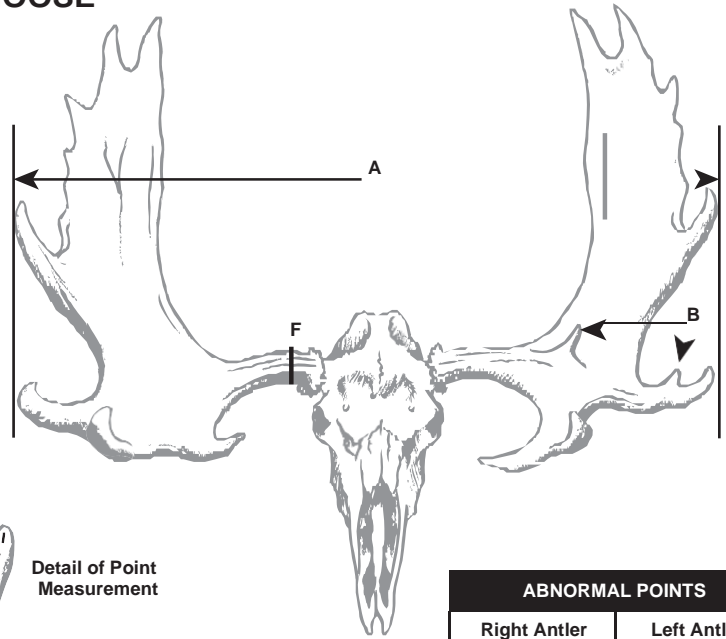
Measurement on Back of Palm



Measure Palm Length and Width from Edge to Edge



Detail of Point Measurement



		ABNORMAL POINTS	
		Right Antler	Left Antler
NUMBER OF POINTS			
TOTAL TO B			
	Column 1	Column 2	Column 3
	Right Antler	Left Antler	Difference
TOTALS			

### SEE OTHER SIDE FOR SCORING INSTRUCTIONS

A. Greatest Spread				
B. Number of Abnormal Points on Both Antlers				
C. Number of Normal Points				
D. Width of Palm				
E. Length of Palm Including Brow Palm				
F. Circumference of Beam at Smallest Place				
TOTALS				
ADD TOGETHER:	Greatest Spread	Exact Locality Where Killed:*		County:                      State/Prov:
	Column 1	Hunter (Legal Name):		Date Killed:
	Column 2	Trophy Owner (Legal Name):		Telephone #:
Subtotal		Trophy Owner's Address:		
SUBTRACT:	Column 3	Trophy Owner's Email:		Guide's Name:
	FINAL SCORE	Remarks (Mention Any Abnormalities or Unique Qualities):		

I, \_\_\_\_\_, certify that I have measured this trophy on \_\_\_\_\_  
PRINT NAME MM/DD/YYYY

at \_\_\_\_\_  
STREET ADDRESS CITY STATE/PROVINCE

and that these measurements and data are, to the best of my knowledge and belief, made in accordance with the instructions given.

Witness: \_\_\_\_\_ Signature: \_\_\_\_\_

OFFICIAL MEASURER

\*Geographic location (lake, mountain, river, etc.) required for trophies taken in Canada and Alaska.      B&Q   B&C   P&Y   °Official Measurer I.D. Number

No part of this scoring system may be altered in any way. This score chart has been altered with the express written permission from the Boone and Crockett Club. A score chart is not authenticated until signed and dated by a B&C, P&Y, or B&Q certified Official Measurer. No scores are official Bolt & Quarrel Club scores until verified and the trophy is accepted by the Bolt & Quarrel Clubs Records Program. All trophy entries into the Bolt & Quarrel Club Records Program are subject to verification.

## BOLT & QUARREL CLUB<sup>®</sup> INSTRUCTIONS FOR MEASURING MOOSE

Measurements must be made with a 1/4-inch wide flexible steel tape to the nearest one-eighth of an inch. Enter fractional figures in eighths, without reduction. Official measurements cannot be taken until the antlers have air dried at a habitable room temperature for at least 60 days after the animal was killed. The 60-day drying period for a trophy that has been frozen or boiled begins the day it is removed from the freezer, boiling pot, or submersion in any liquid.

- A.** Greatest Spread is measured between perpendiculars in a straight line at a right angle to the center line of the skull.
- B.** Number of Abnormal Points on Both Antlers: Abnormal points are those projections originating from normal points or from the upper or lower palm surface, or from the inner edge of palm (see illustration). Abnormal points must be at least one inch long, with length exceeding width at one inch or more of length.
- C.** Number of Normal Points: Normal points originate from the outer edge of palm. To be counted a point, a projection must be at least one inch long, with the length exceeding width at one inch or more of length. Be sure to verify whether or not each projection qualifies as a point.
- D.** Width of Palm is taken in contact with the undersurface of the palm, at a right angle to the inner edge of the palm. The line of measurement should be taken from the inside edge of the palm to a dip between bumps or points at the widest outside edge of the palm. If there are no bumps or points, the width measurement is taken at the widest part of the palm. The line of measurement should begin at the midpoint of the inner edge of the palm and end at the midpoint of the edge of the palm between points or bumps, which gives credit for the desirable characteristic of palm thickness.
- E.** Length of Palm, including brow palm, is taken in contact with the undersurface of the palm, parallel to the inner edge, from dips between bumps or points at the top edge of the palm to dips between qualifying points (if present) on the brow palm. If a bay is present, measure across the open bay if the proper line of measurement is parallel to the inner edge and follows this path. The line of measurement should begin and end at the midpoint of the palm edges, which gives credit for the desirable characteristic of palm thickness.
- F.** Circumference of Beam at Smallest Place is taken as illustrated.

### BOLT & QUARREL RECORD ENTRY REQUIREMENTS

- For entry submission, the original score sheet (either B&Q), signed and dated by the Official Measurer must be sent to the Club's office, along with:
- \$40 (US funds) non-refundable Entry fee. \$50 (US funds) for foreign Submissions. All payments MUST be in the form of check, or money order.
- Original Entry Affidavit completed and signed by the official measurer or notarized.
- Clear photographs of the trophy skull from the, front, right side, and left side of horns or rack, and photographs of front, top, right side, and left side of skull.
- Completed Hunter Guide and Hunt Information (HG-HIS) form.
- Completed and signed Media Release form
- Copy of harvesters hunting license, and the big-game tags used to take the trophy, or a completed Affidavit of legal Harvest (ALH) form completed by an appropriate Game and Fish Department representative must be completed verifying license and or tags were obtained.
- In addition to the items mentioned above, a trophy harvested near a category separation boundary (i.e., mule deer/black tail deer; grizzly bear/Alaska brown bear; etc.) the exact location of kill, marked on a map, is required.